

























































x0xb0x – Bill of Materials (BOM)














Image	Description	Number	Check
	ABS Case (PT-10)	1	
	Set of main and I/O panels	1	
	Set of main and I/O PCBs	1	
	9VAC wall wart	1	
	15/32" x 1/4" standoff	3	
	3/8" x 1/4" standoff	4	
	4-40 lock washer	7	
	4-40 washer	4	
	4-40 x 1/4" hex button	7	
	4-40 x 1/4" phillips button	7	
	4-40 x 1/4" phillips cheesehead (i swear its called that)	4	
	Rubber feet	4	
	Switch cap (white)	8	
	Switch cap (black)	15	













	Potentiometer knob	8	
	Switch knob	2	
	Heat sink (TO-220)	1	
	40-pin DIP socket	1	
	8-pin DIP socket	1	
	1/4" stereo jack	3	
	1/8" jack	2	
	2.1mm power jack	1	
	USB type-B jack	1	
	MIDI/DINSYNC jack	4	
	Toggle switch	1	
	Rotary encoder	1	
	16 position rotary switch	2	
	Tact switch	23	
	Solid ~20-gauge wire. (Supply this yourself)	1	

	6 wire jumper ribbon cable <b>OR</b> 9 wire and 6 wire	4 <b>OR</b> 2 x 9c and 1x 6c	
	0.22" LED standoff	40	
	Red 5mm LED	40	
	1N4001	4	
	1N4148	29	
 Brown-black-black-gold	10 ohm 5% resistor	2	
 Red-red-black-gold	22 ohm 5% resistor	2	
 Red-purple-black-gold	27 ohm 5% resistor	2	
 brown-black-brown-gold	100 ohm 5% resistor	7	
 red-red-brown-gold	220 ohm 5% resistor	5	
 yellow-purple-brown-gold	470 ohm 5% resistor	1	
 brown-black-red-gold	1K 5% resistor	4	
 brown-green-red-gold	1.5K 5% resistor	1	
 brown-gray-red-gold	1.8K 5% resistor	1	
 Red-red-red-gold	2.2K 5% resistor	19	

 yellow-purple-red-gold	4.7K 5% resistor	2	
 blue-gray-red-gold	6.8K 5% resistor	1	
 brown-black-orange-gold	10K 5% resistor	94	
 red-red-orange-gold	22K 5% resistor	10	
 orange-orange-orange-gold	33K 5% resistor	1	
 yellow-purple-orange-gold	47K 5% resistor	4	
 blue-gray-orange-gold	68K 5% resistor	1	
 Brown-black-yellow-gold	100K 5% resistor	24	
 Red-red-yellow-gold	220K 5% resistor	8	
 brown-black-green-gold	1MEG 5% resistor	2	
 brown-green-green-gold	1.5MEG 5% resistor	1	
	2.4K 1% resistor (red yellow black brown brown)	1	
	5.6K 1% resistor (green blue black brown brown)	1	
	24K 1% resistor (red yellow black red brown)	1	
	200K 1% resistor	17	
	2K (202) trim potentiometer	1	

	5K (502) trim potentiometer	1	
	50K (503) trim potentiometer	1	
	500K (504) trim potentiometer	1	
	50K D (log) potentiometer	3	
	50K B (linear) potentiometer	2	
	50K B (linear) dual potentiometer	1	
	1Meg A (log) dual potentiometer	1	
	1K PTC Thermistor	2	
	.001uF (2A102K) capacitor	3	
	.0068uF (2A682K) capacitor	1	
	.01uF (2A103K) capacitor	5	
	.018uF (2A183K) polyester capacitor	1	
	.033uF (2A333K) polyester capacitor	5	

	.047uF (2A473K) capacitor	1	
	.068uF (2A683K) capacitor	1	
	.1uF (2A104K) capacitor	3	
	.1uF (104) ceramic	16	
	.22uF (2A224K) polyester capacitor	1	
	1uF electrolytic capacitor	13	
	1uF (105) tantalum capacitor	2	
	2.2uF electrolytic capacitor	1	
	10uF electrolytic capacitor	13	
	47uF electrolytic capacitor	4	
	100uF 10V electrolytic capacitor	3	
	100uF 25V electrolytic capacitor	2	
	1000uF electrolytic capacitor	1	

	2200uF electrolytic capacitor	2	
	4066 analog switch	1	
	74AC174	1	
	74AC126	1	
	74AC165	3	
	74AC595	5	
	2SA733P, TO-92 PNP transistor	10	
	2SC536F, TO-92 NPN transistor	24	
	2SK30 JFET Some kits have a 2SK30AY and a 2SK30AO, see the instructions for which one to put where.	2	
	AN6562 8-DIP dual Op-Amp	2	
	2SC2291 5-SIP matched pair with common base	1	
	2SC1583 5-SIP matched pair with common emitter	3	
	LA4140 9-SIP	1	

	BA6110 9-SIP	1	
	BA662A 9-SIP	(optional)	
	ATmega162 microcontroller	1	
	25LC33 EEPROM	1	
	7805 voltage regulator (TO-220)	1	
	7806 voltage regulator (TO-92)	1	
	LM336Z-5.0 5V voltage reference (TO-92)	1	
	4N37 optoisolator	1	
	FT232 USB chip	1	
	6MHz ceramic resonator	1	
	16MHz ceramic resonator	1	